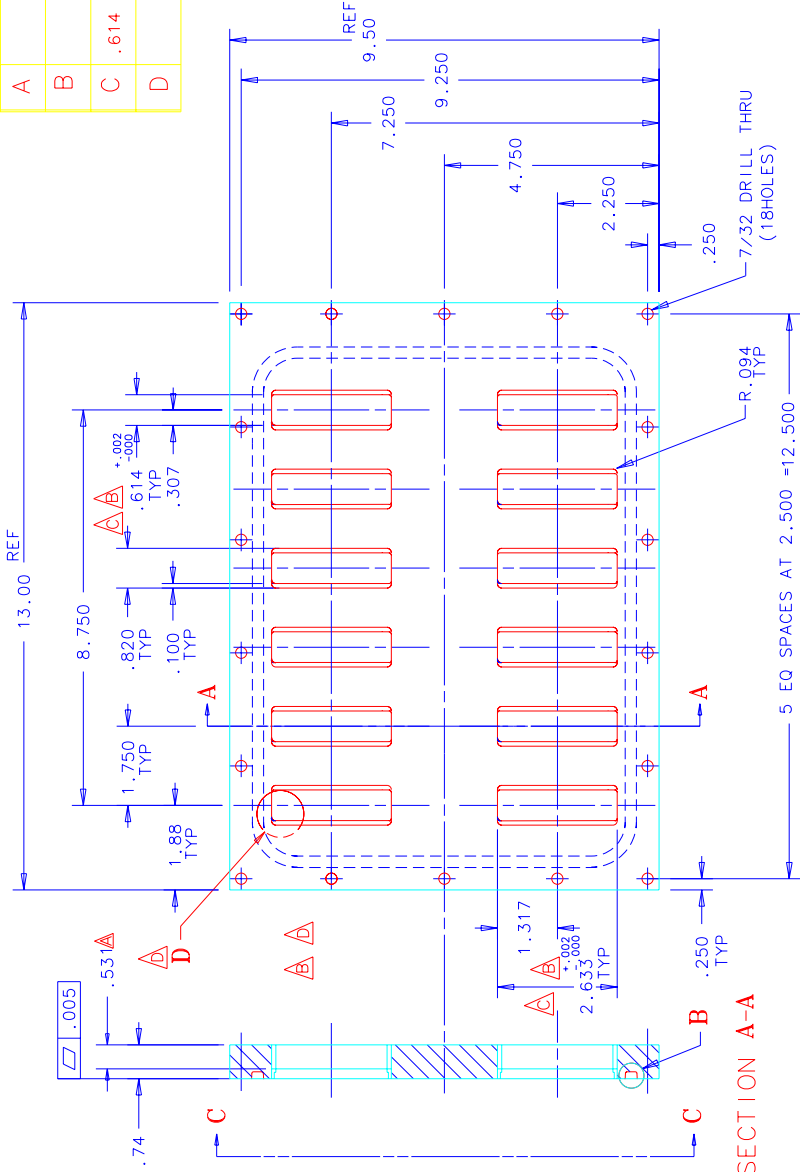
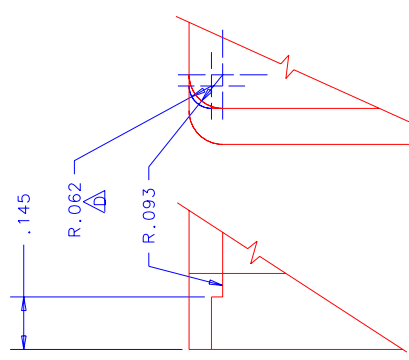


1 2 3 4

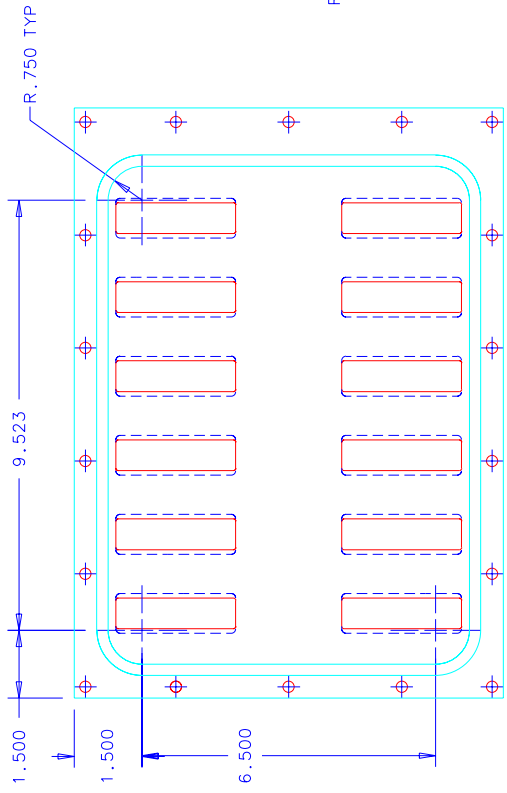
REV.	DESCRIPTION	DRAWN	DATE
A	.531 WAS .125	REEDER	8/28/00
B	2.250 WAS 2.000 2.634 WAS 2.650 .615 WAS .620	C.NILLA REEDER	8/28/00
C	.614 X 2.633 WAS .615 X 2.634	REEDER	11-20-00
D	.062 R WAS .053 R VIEW D ADDED 2.250 DIM. REMOVED	C.NILLA REEDER	11-27-00 12-15-00



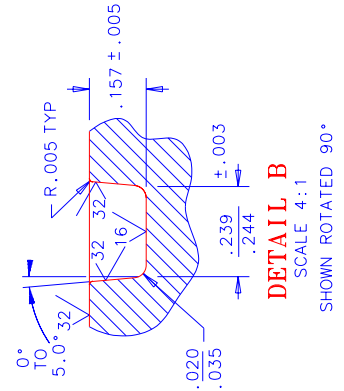
SECTION A-A



VIEW D
SCALE 4:1



VIEW C-C



DETAIL B
SCALE 4:1
SHOWN ROTATED 90°

ITEM NO.	PART NO.	DESCRIPTION OR SIZE	QTY. REQ.
PARTS LIST			
UNLESS OTHERWISE SPECIFIED	ORIGINATOR	R. SCHMITT	5-00
-.XX	ANGLES	REEDER	5-00
±.02	±.005	CHECKED	6-00
		APPROVED	6-00
		USED ON	6-00
		MC-397174 ITEM 1	
MATERIAL 3/4 X 9.50 X 13.00 ALLOY #280 MUNTZ METAL CENTRAL STEEL & WIRE			
125 ✓ MAX. ALL MACHINED SURFACES			
FERMI NATIONAL ACCELERATOR LABORATORY UNITED STATES DEPARTMENT OF ENERGY			
PPD/MECHANICAL SUPPORT CDMS BREAKOUT BOX CONNECTOR HOLDER "C"			
SCALE 1/2	DRAWING NUMBER 9213.300-MC-397171	SHEET NO. 1 OF 1	REV. D

1 2 3 4