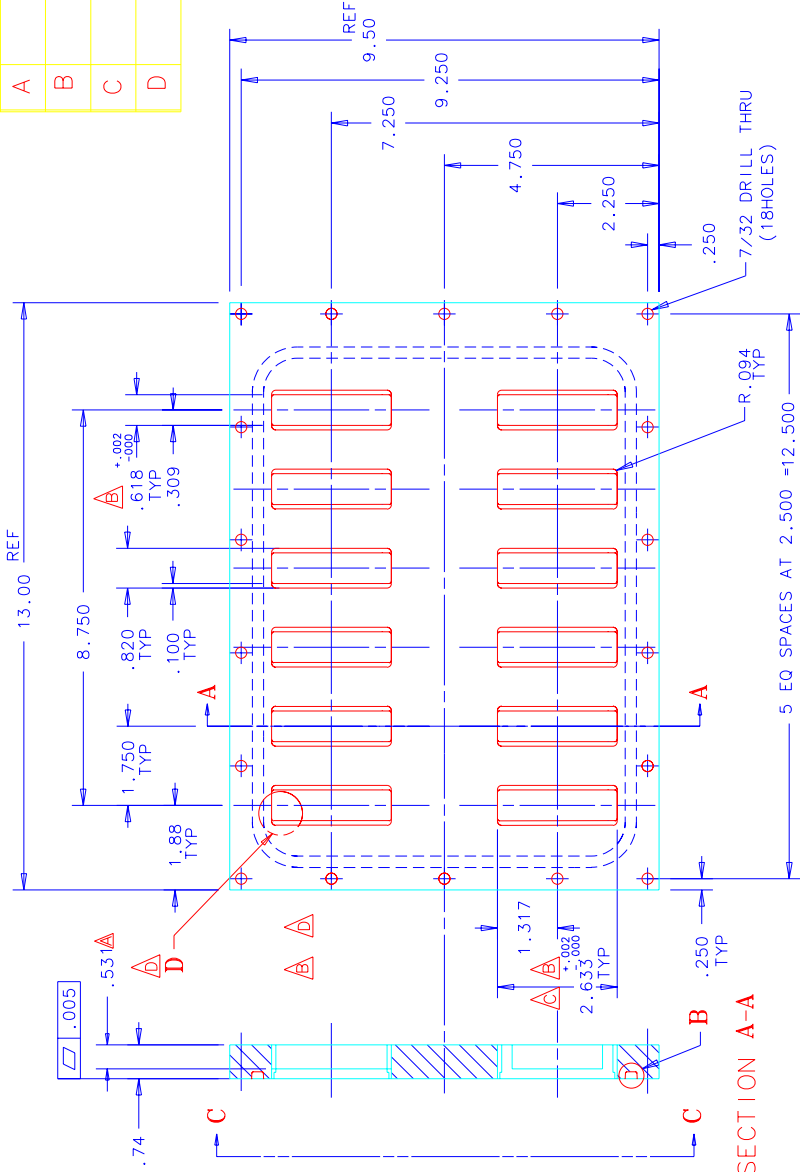
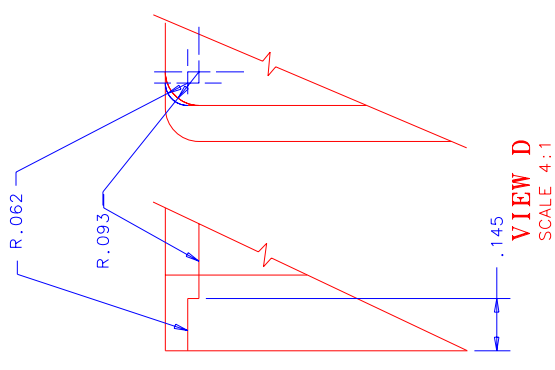


1 2 3 4

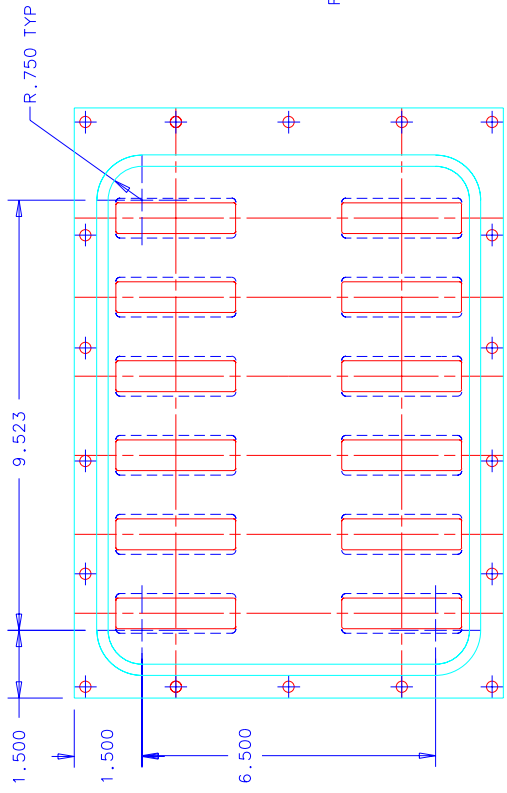
REV.	DESCRIPTION	DRAWN	DATE
A	.531 WAS .125	REEDER	8/28/00
B	2.250 WAS 2.000 2.634 WAS 2.650 .618 WAS .620	C.NILA	8/30/00
C	2.633 WAS 2.634	REEDER	11-20-00
D	.062 R WAS .053 R VIEW D ADDED 2.250 DIM. REMOVED	C.NILA	11-27-00
		REEDER	12-15-00



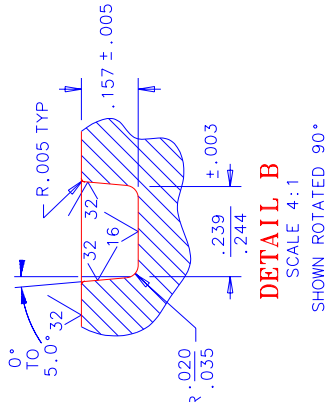
SECTION A-A



VIEW D
SCALE 4:1



VIEW C-C



DETAIL B
SCALE 4:1
SHOWN ROTATED 90°

ITEM NO.	PART NO.	DESCRIPTION OR SIZE	QTY. REQ.
PARTS LIST			
UNLESS OTHERWISE SPECIFIED	ORIGINATOR	R. SCHMITT	5-00
-.XX	DRAWN	REEDER	5-00
± .02	CHECKED	C.NILA	6-00
± .005	APPROVED	R. SCHMITT	6-00
USED ON			
MC-397225 ITEM 1			
MATERIAL			
3/4 X 9.50 X 13.00			
ALLOY #280 MUNTZ METAL			
CENTRAL STEEL & WIRE			
125 MAX. ALL MACHINED SURFACES			
FERMI NATIONAL ACCELERATOR LABORATORY			
UNITED STATES DEPARTMENT OF ENERGY			
PPD/MECHANICAL SUPPORT			
CDMS BREAKOUT BOX			
CONNECTOR HOLDER "D"			
SCALE	DRAWING NUMBER	SHEET NO.	REV.
1/2	9213.300-MC-397172	1 OF 1	D

1 2 3 4 boxd.dwg